

3.0±0.2



NRSA Series

SMD Power Inductors For Automotive

Size 3015

FEATURES

-
-
-
-
-
-

APPLICATION

-

Dimensions: [mm]

Land Pattern: [mm]

KOHER Electronics
F9, No. 4188, Huaning Rd, F
021-34753361 Contact@ko



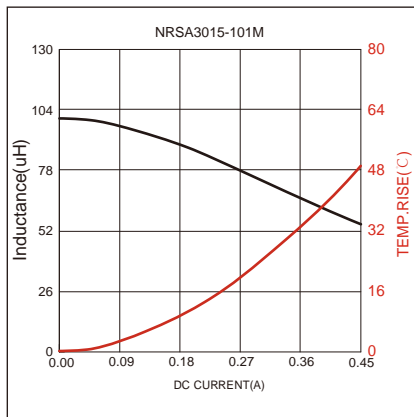
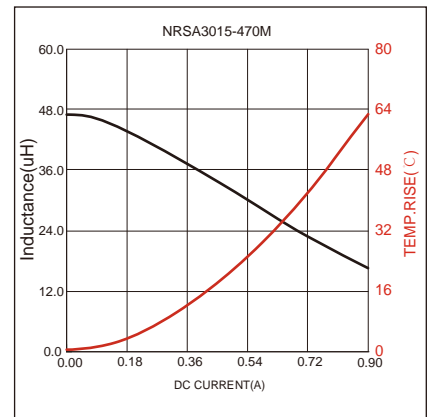
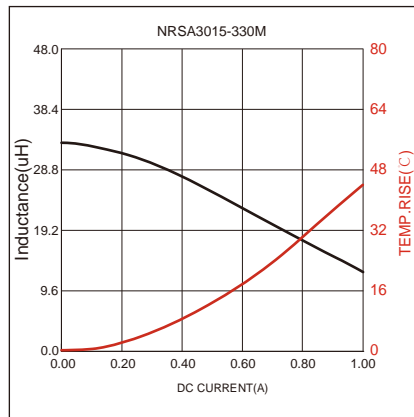
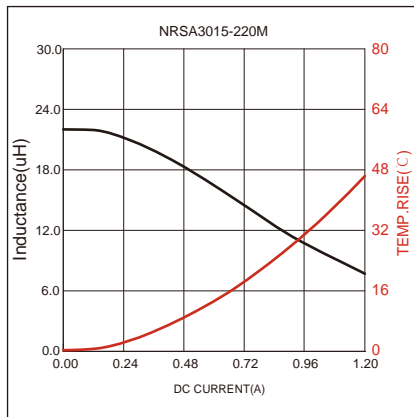
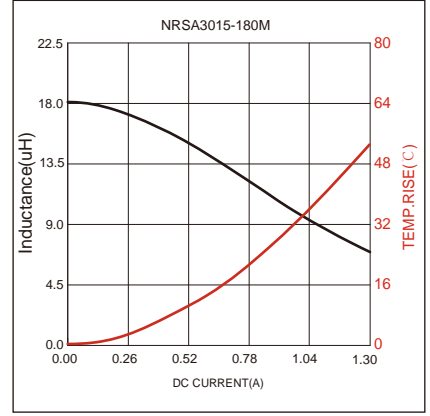
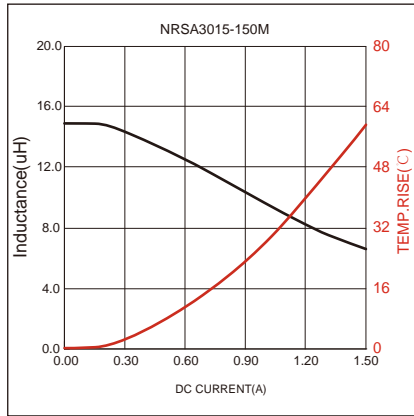
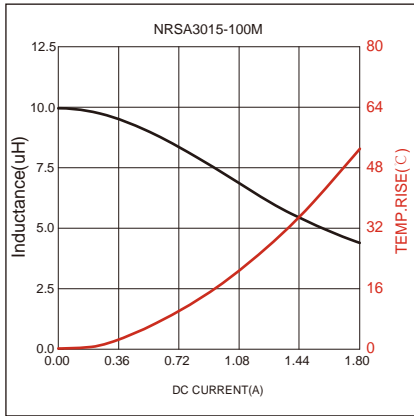
Electrical Properties:

Part No	Inductance @ 100KHz/1V	Tolerance	Temperature Rise Current Max.	Current Max.	DC Resistance Typ.	DC Resistance Max.

Saturation Current will cause L to drop approximately 30%

Temperature Rise Current: The actual value of DC current when the temperature rise is $\Delta T=40^{\circ}C$

Typical Electrical Characteristics:



Soldering Reflow:

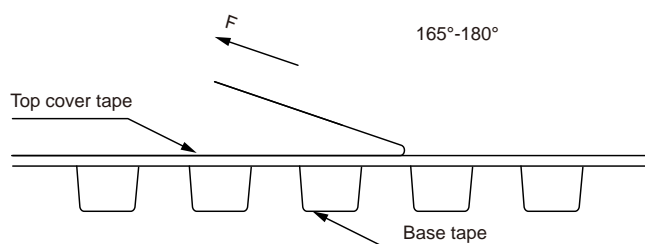
Packaging Information:

Tape Dimension :



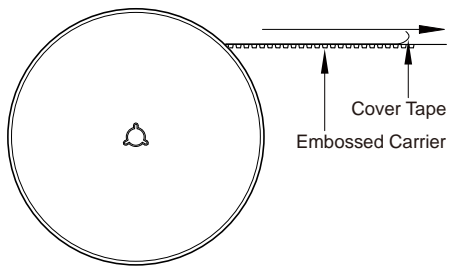
Series	A0 (mm)	B0 (mm)	D (mm)	P0 (mm)	P1 (mm)	W (mm)	K0 (mm)	E (mm)	T (mm)
NRSA3015	3.4±0.1	3.4±0.1	1.5±0.1	4.0±0.1	4.0±0.1	8.0±0.3	1.7±0.1	1.75±0.1	0.23±0.1

Peel force of top cover tape:



The peel force of top cover tape shall be between 0.1 to 0.98 N

Reel Dimension: [mm]



Packaging Quantity: