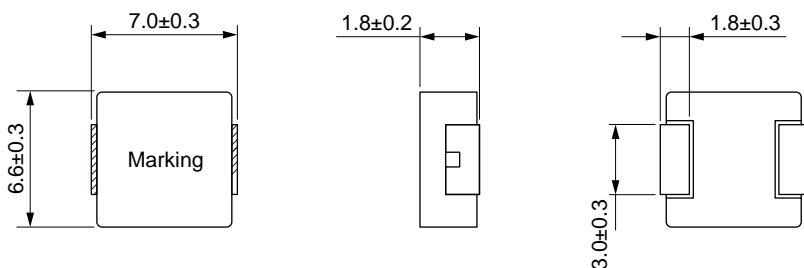




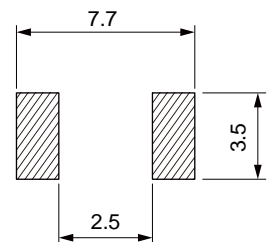
SMD Power Inductor Size 6020

- Shielded construction.
 - Capable of corresponding high frequency.
 - Low loss realized with low DCR.
 - High performance (Isat) realized by Carbonyl Powder.
 - Ultra low buzz noise, due to composite construction.
 - 100% Lead(Pb)-Free and RoHS compliant.
 - AEC-Q200 qualified.
 - Operating temperature: -55 to +125 °C(including self-temperature rise)
 - Quantity: 1500pcs
-
- Headlamps, tail lamps and interior lighting.
 - HVAC.
 - Doors, window/line and seat control.
 - Audio subsystem.
 - Digital instrument cluster.
 - In-Vehicle Infotainment and navigation.

Dimensions: [mm]



Land Pattern: [mm]

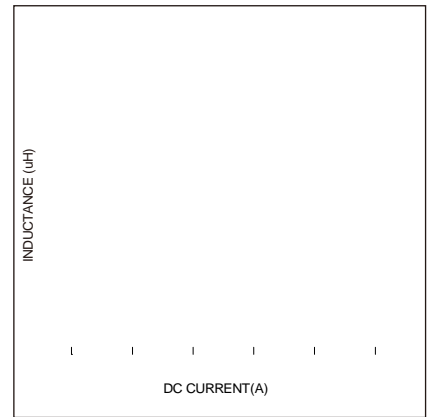


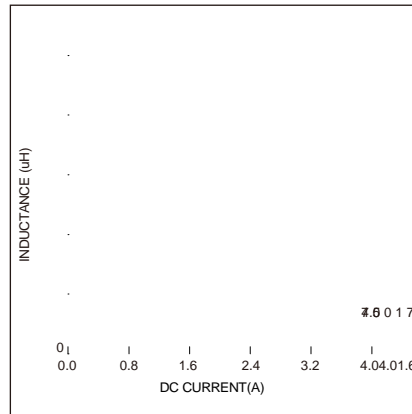
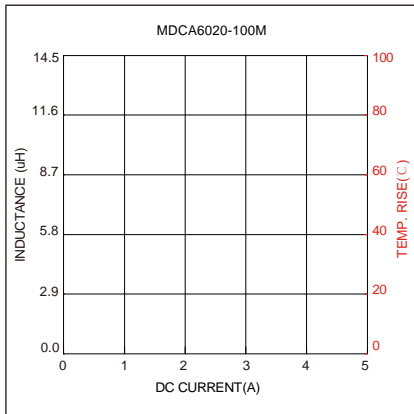
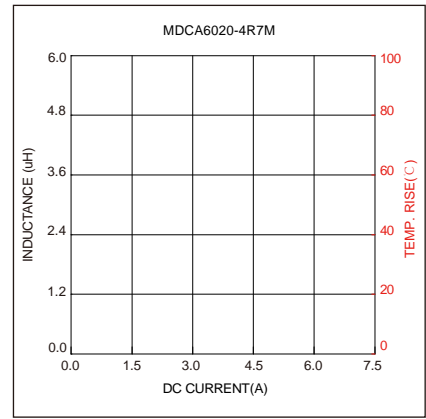
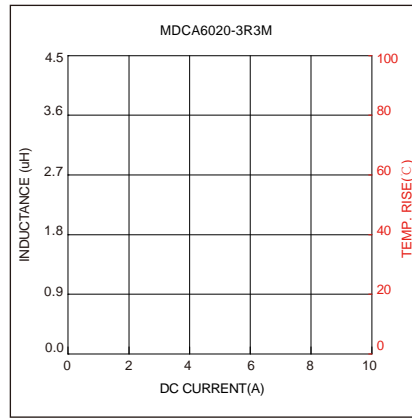
Electrical Properties:

Temperature Rise Current (A)	Current (A)		
21.0		20	24
18.0		23	27
15.0	κ	35	40
14.0	κ	45	50
11.7	κ	7.1	8.3
11.0	κ	7.9	9.3
10.5	κ	8.3	10.0
8.0	κ	16.5	18.0
7.0	κ	23.0	27.0
6.0	κ	32.0	37.0



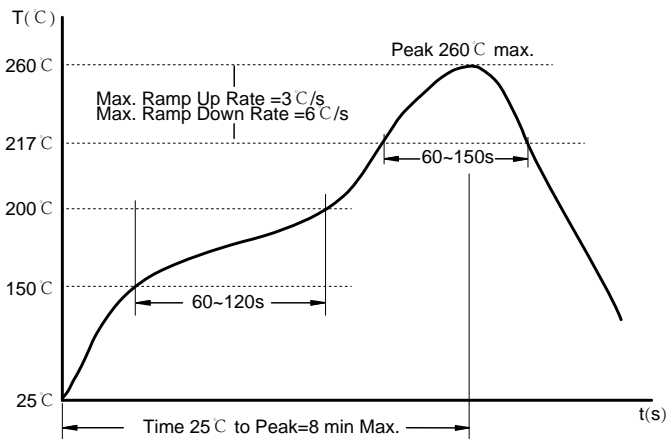
Part No	Inductance @ 100KHz/1V	Tolerance				
MDCA6020-100M	10.0	±20%	2.8	4.0	134	154
MDCA6020-150M	15.0	±20%	2.1	3.3	190	210
MDCA6020-220M	22.0	±20%	1.5	2.5	236	280





4.6 0 1 78 923.61 6.44365 cm0 0 m0 0 ISQq 1Qq 1 0 0 1 192.8622 316.4365 cm0 0 m0 2.666 ISQqq 1 0 0 1

Soldering Reflow:



Preheat condition: 150 ~200°C / 60~120 sec.

Allowed time above 217°C : 60~150 sec.

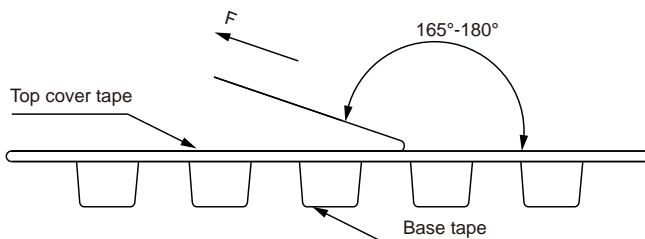
Max temperature: 260°C .

Allowed Reflow time: 2x max.

Packaging Information:

Tape Dimension :

Peel force of top cover tape:



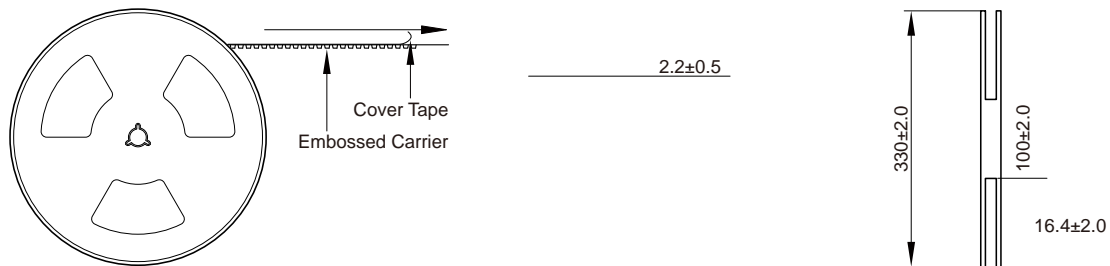
The peel force of top cover tape shall be between 0.1 to 1.3 N

Product Marking:


Marking	Printing Inductance+period)
---------	-----------------------------



Reel Dimension: [mm]



Packaging Quantity:



Cautions and Warnings:

Storage Conditions:

- The storage period is within 12 months after the completion of production. Be sure to follow the storage conditions (temperature: -5 to 35°C, humidity: 75% RH Max).If the storage period elapses, the soldering of the terminal electrodes may deteriorate.The warranty period is one year.
- Product should not be exposed to environment with high temperature, high humidity, dust, corrosive gas and etc.
- Products should be handled with care to avoid damage or contamination from perspiration and skin oils.
- Please always handle products carefully to prevent any damage caused by dropping down or inappropriate removing.

Operation Instructions:

- Self heating (temperature increase) occurs when the power is turned ON, so the tolerance should be sufficient for the set thermal design.
- Before soldering, be sure to preheat components.The preheating temperature should be set so that the temperature difference between the solder temperature and chip temperature does not exceed 150°C.
- Soldering corrections after mounting should be within the range of the conditions determined in the specifications.If overheated, a short circuit, performance deterioration, or lifespan shortening may occur.
- Generally, Koher might not be familiar with either customer's specific application or actual requests as customer does.As a result customer shall be responsible for checking and confirming whether Koher product with the performance described in the product specification is suitable for using in customer's particular application or not.