

**MDCA Series**  
SMD Power Inductor  
Size 1365

**FEATURES**

- Shielded construction.
- Capable of corresponding high frequency.
- Low loss realized with low DCR.
- High performance (Isat) realized by Carbonyl Powder.
- Ultra low buzz noise, due to composite construction.
- 100% Lead(Pb)-Free and RoHS compliant.
- AEC-Q200 qualified
- Operating temperature: -55 to +125 °C(including self-temperature rise)
- Quantity:500pcs

**APPLICATION**

- Headlamps, tail lamps and interior lighting
- HVAC
- Doors, window lift and seat control
- Audio subsystem
- Digital instrument cluster
- 

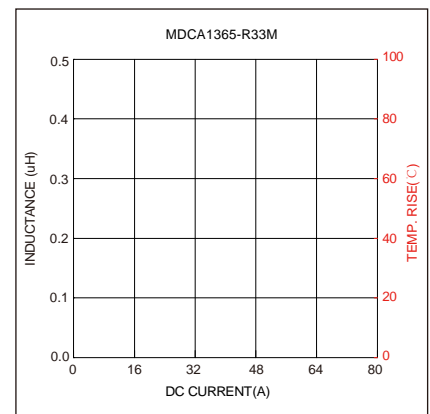
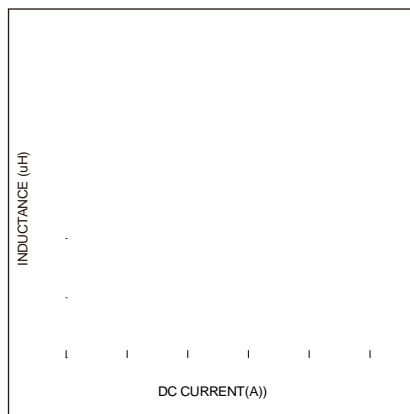
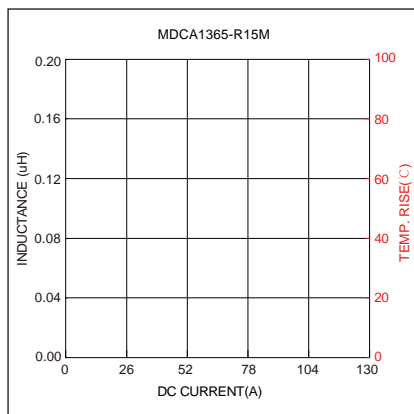
Dimensions: [mm]

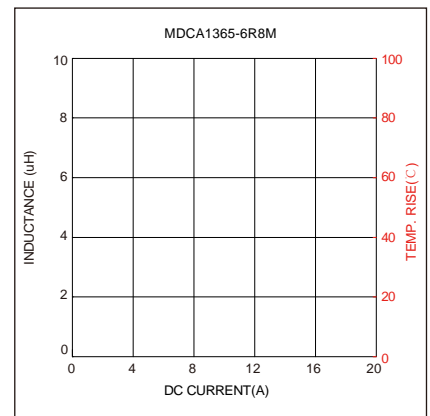
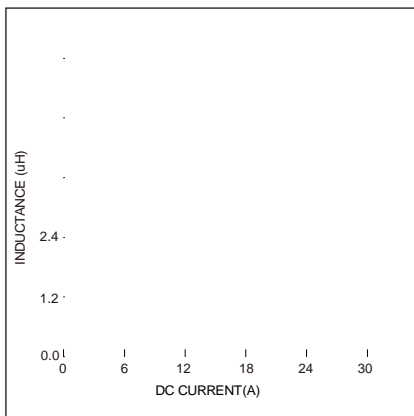
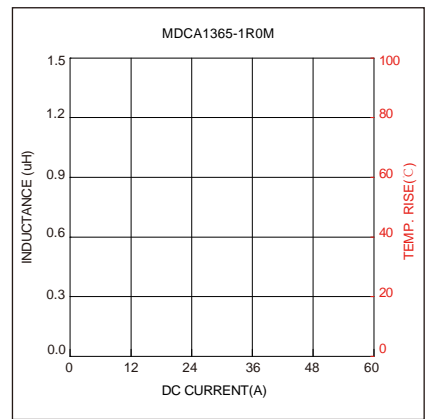
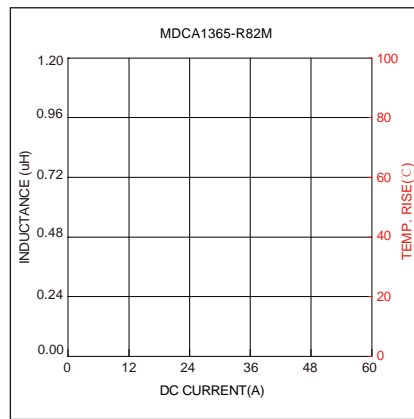
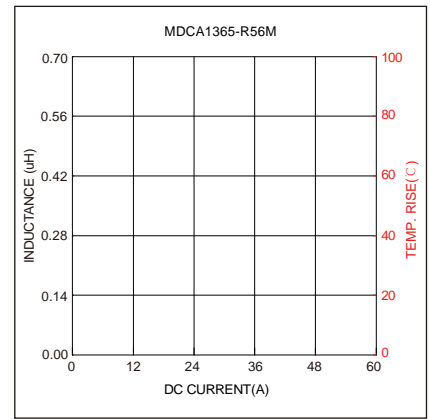
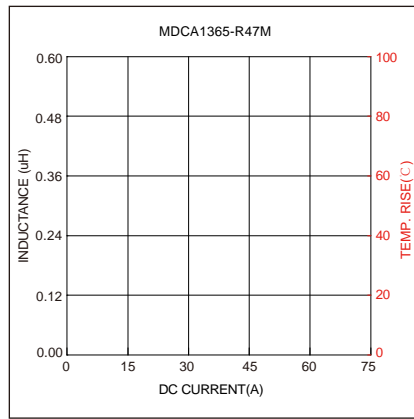
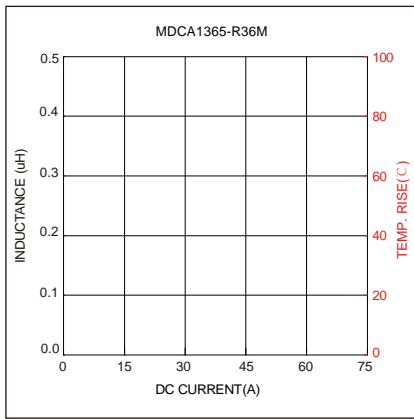
Land Pattern: [mm]

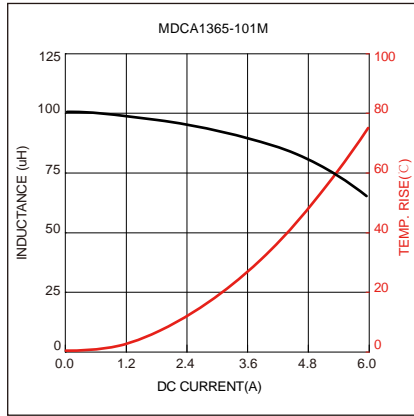
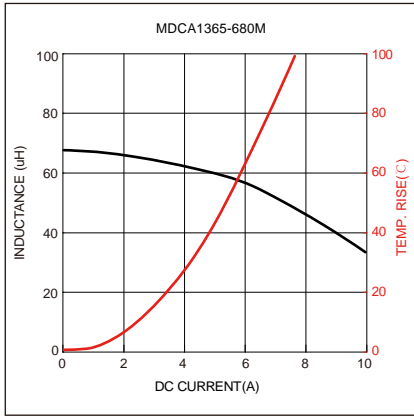
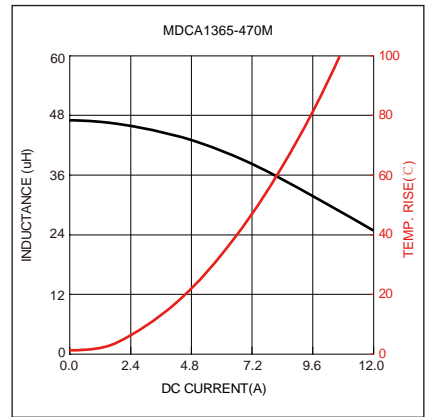
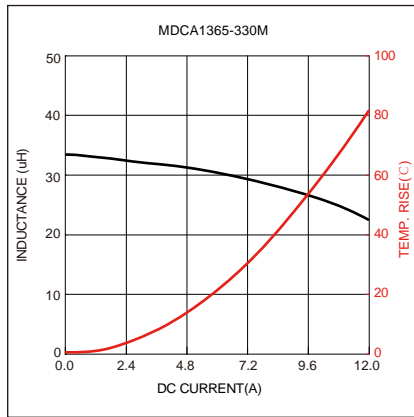
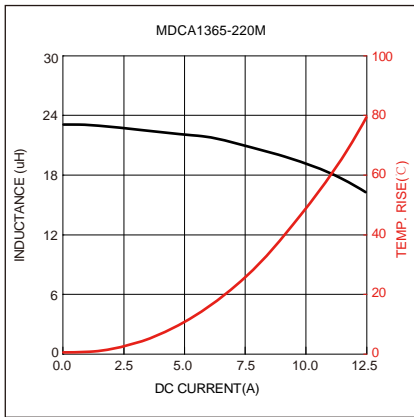
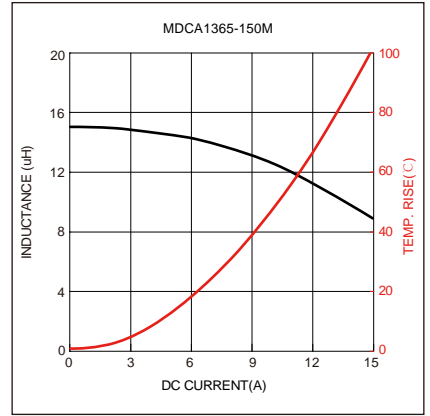
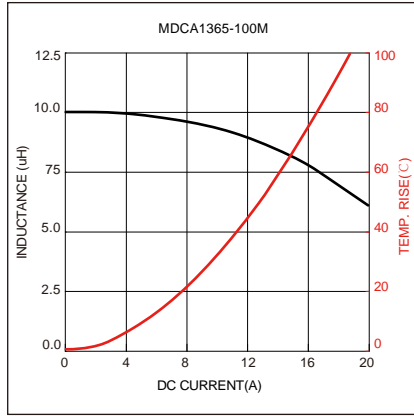
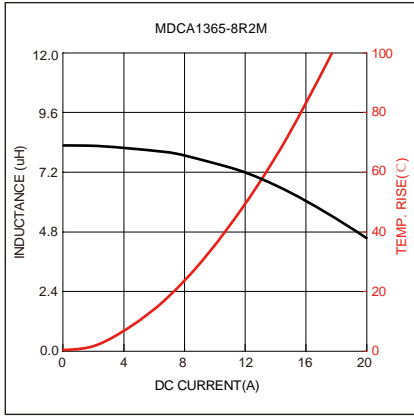
## Electrical Properties:

Part No	Inductance @ 100KHz/1V	Tolerance			DC Resistance Typ.	DC Resistance Max.
MDCA1365-R15M	0.15	±20%	55.0	118.0	0.49	0.60
MDCA1365-R22M	0.22	±20%	53.0	112.0	0.47	0.60
MDCA1365-R33M	0.33	±20%	46.0	68.0	0.65	0.80
MDCA1365-R36M	0.36	±20%	45.0	66.0	0.70	0.90
MDCA1365-R47M	0.47	±20%	41.0	63.0	0.90	1.20
MDCA1365-R56M	0.56	±20%	37.0	58.0	1.05	1.20
MDCA1365-R68M	0.68	±20%	35.0	55.0	1.25	1.50
MDCA1365-R82M	0.82	±20%	33.0	50.0	1.50	1.90
MDCA1365-1R0M	1.00	±20%	30.0	48.0	1.70	2.30
MDCA1365-1R5M	1.50	±20%	27.0	45.0	2.50	3.00
MDCA1365-2R2M	2.20	±20%	22.0	37.0	3.80	4.20
MDCA1365-3R3M	3.30	±20%	18.0	30.0	5.70	6.80
MDCA1365-4R7M	4.70	±20%	13.5	28.0	7.00	8.40
MDCA1365-5R6M	5.60	±20%	12.5	23.0	8.50	10.0
MDCA1365-6R8M	6.80	±20%	11.5	18.0	9.50	11.5
MDCA1365-8R2M	8.20	±20%	10.5	16.0	12.0	15.5
MDCA1365-100M	10.0	±20%	10.0	15.5	13.2	16.5
MDCA1365-150M	15.0	±20%	9.0	13.0	23.2	28.0
MDCA1365-220M	22.0	±20%	9.0	12.0	32.5	37.0
MDCA1365-330M	33.0	±20%	8.0	11.0	48.0	58.0
MDCA1365-470M	47.0	±20%	6.5	9.5	76.0	90.0
MDCA1365-680M	68.0	±20%	4.8	7.8	110	130
MDCA1365-101M	100	±20%	4.2	5.5	145	165

## Typical Electrical Characteristics:

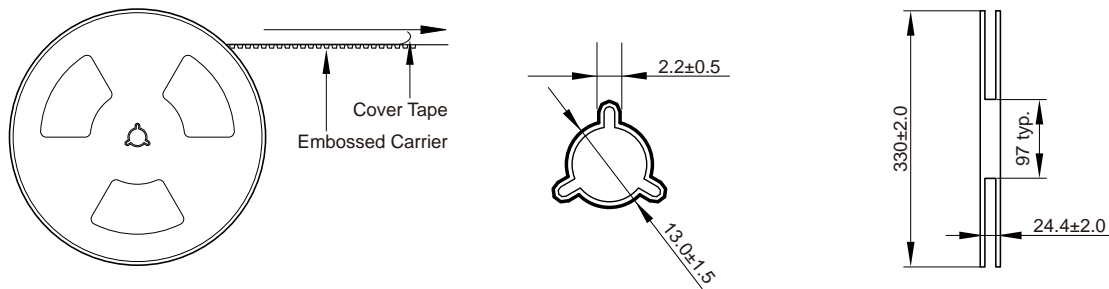




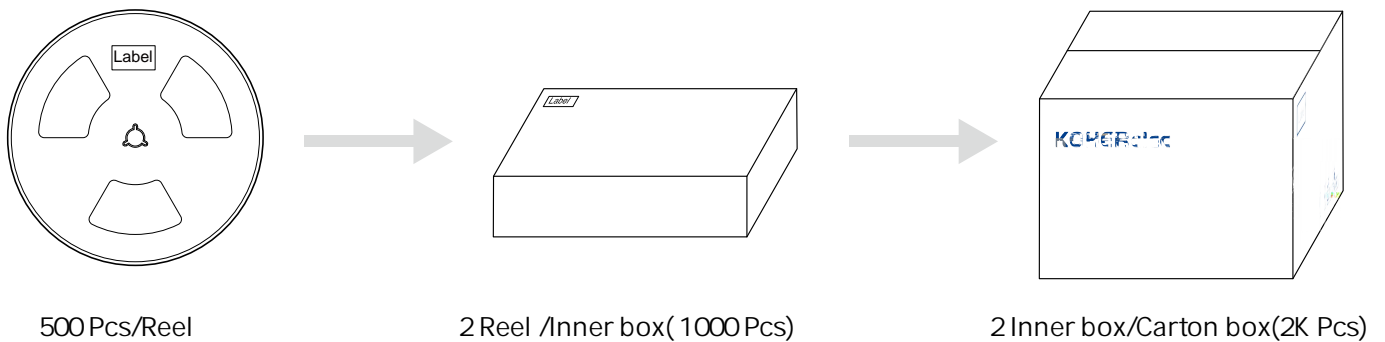


—

## Reel Dimension: [mm]



## Packaging Quantity:



## Cautions and Warnings:

### Storage Conditions :

- The storage period is within 12 months after the completion of production. Be sure to follow the storage conditions (temperature: -5 to 35°C, humidity: 75% RH Max).If the storage period elapses, the soldering of the terminal electrodes may deteriorate.The warranty period is one year.
- Product should not be exposed to environment with high temperature, high humidity, dust, corrosive gas and etc.
- Products should be handled with care to avoid damage or contamination from perspiration and skin oils.
- Please always handle products carefully to prevent any damage caused by dropping down or inappropriate removing.

### Operation Instructions:

- Self heating (temperature increase) occurs when the power is turned ON, so the tolerance should be sufficient for the set thermal design.
- Before soldering, be sure to preheat components.The preheating temperature should be set so that the temperature difference between the solder temperature and chip temperature does not exceed 150°C.
- Soldering corrections after mounting should be within the range of the conditions determined in the specifications.If overheated, a short circuit, performance deterioration, or lifespan shortening may occur.
- Generally, Koher might not be familiar with either customer's specific application or actual requests as customer does.As a result customer shall be responsible for checking and confirming whether Koher product with the performance described in the product specification is suitable for using in customer's particular application or not.