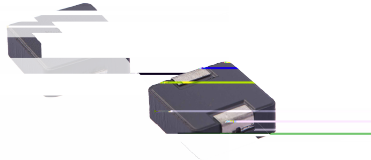


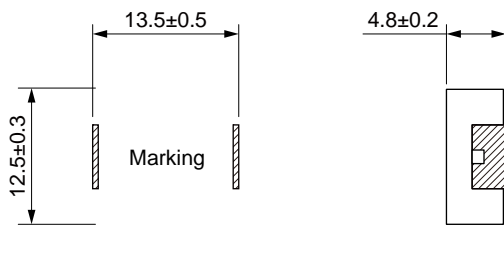


## CHARACTERISTICS

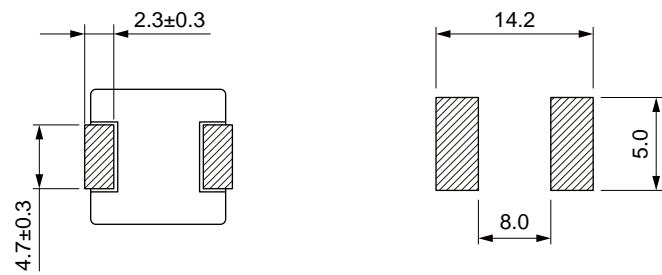
\*\*\*\*



### Dimensions: [mm]



### Land Pattern: [mm]



### Electrical Properties:

MD1350-R22M	0.22		$\bar{n} \bar{i} X \bar{i}$	$\bar{i} \bar{i}$	$\bar{i} X \bar{n} \bar{i}$	$\bar{i} X \bar{o} \bar{i}$
MD1350-R33M	0.33		$\bar{o} \bar{i} X \bar{i}$	$\bar{o} \bar{i}$	$\bar{i} X \bar{o} \bar{i}$	$\bar{i} X \bar{o} \bar{i}$
MD1350-R36M	0.36		$\bar{o} \bar{i} X \bar{i}$	$\bar{o} \bar{n}$	$\bar{i} X \bar{o} \bar{n}$	$\bar{i} X \bar{o} \bar{n}$
MD1350-R56M	0.56		$\bar{i} \bar{o} X \bar{i}$	$\bar{n} \bar{n}$	$\bar{i} X \bar{i} \bar{i}$	$\bar{i} X \bar{n} \bar{i}$
MD1350-R68M	0.68		$\bar{i} \bar{o} X \bar{i}$	$\bar{n} \bar{o}$	$\bar{i} X \bar{o} \bar{i}$	$\bar{i} X \bar{o} \bar{i}$
MD1350-1R0M	1.00		$\bar{i} \bar{o} X \bar{i}$	$\bar{n} \bar{i}$	$\bar{i} X \bar{o} \bar{n}$	$\bar{i} X \bar{n} \bar{i}$
MD1350-2R2M	2.20		$\bar{i} \bar{i} X \bar{i}$	$\bar{i} \bar{i}$	$\bar{o} X \bar{i} \bar{i}$	$\bar{n} X \bar{n} \bar{i}$
MD1350-4R7M	4.70		$\bar{i} \bar{i} X \bar{i}$	$\bar{i} \bar{o}$	$\bar{i} \bar{i} X \bar{o}$	$\bar{i} \bar{n} X \bar{i}$
MD1350-6R8M	6.80		$\bar{i} \bar{i} X \bar{i}$	21	$\bar{i} \bar{o} X \bar{n}$	$\bar{i} \bar{o} X \bar{n}$
MD1350-100M	10.0		$\bar{o} X \bar{i} \bar{i}$	16	$\bar{i} \bar{i} X \bar{o}$	$\bar{i} \bar{n} X \bar{n}$

Typical Electrical Characteristics:





# Typical Electrical Characteristics:

